

CLOPAY COMMERCIAL – MODELS 902, 903 architectural series



CONSTRUCTION
2 1/8"
THICKNESS

WARRANTY
5YR
LIMITED
CONSTRUCTION

*Model 903 with insulated glass and bottom
insulated aluminum panel, powder coated frame*

ALUMINUM FULL VIEW DOORS

Clopay full-view doors offer designers the flexibility to let varying degrees of light in while complementing the surrounding structure. A wide selection of standard and custom glazing types make a bold statement in retail and store environments.

- 2-1/8" (54 mm) thick construction, 6063-T5 extruded aluminum alloy with integral reinforcing fin for maximum durability.
- Exclusive, capped rail construction helps seal out the elements and adds to door durability.
- Tongue-and-groove meeting rail.
- Available in a wide variety of powder-coated and anodized finish colors.
- Many glazing options available, including thermal glass, Low-E glass and polycarbonate panels in various colors.
- Model 902 features 44" (1.1 m) on center panel spacing with limited glazing options. Model 903 is fully customizable and features equal panel spacing.

clopaycommercial.com



Integral reinforcing fin adds durability and strength.

OPTIONS


GLASS/PANEL OPTIONS




CUSTOM POWDER COAT

Powder coat available in a variety of finishes, colors as well as custom formulations to complement your building design.

GLASS/PANEL OPTIONS



COLOR OPTIONS



* Mirrored and Laminate not available in 1/2".
 † Additional cost and lead time may apply.
 Glass thickness available in 1/8", 1/4" and 1/2". Low E available on insulated glass.
 Tri-wall polycarbonate thickness available in 5/8".
 Panels can be aluminum to match the aluminum frame. Glass/acrylic panels may be combined with aluminum panels. Due to the anodizing process, slight color variation may occur.
 Custom powder coat, Color Blast™ and anodized finish available. See your Clopay Dealer for details.

FEATURES

- STANDARD HARDWARE**
- PVC vinyl astragal with aluminum retainer
- Commercial 10-ball steel rollers (nylon tires available)
- Steel step plate and lift handle
- Heavy-duty galvanized end stiles
- Inside slide lock for increased security
- 2" (50.8 mm) or 3" (76.2 mm) track
- 10,000 cycle springs
- Galvanized aircraft cable with minimum 7:1 safety factor
- Variety of track configurations to meet building specifications

- MATERIALS AND CONSTRUCTION**
- Panel Thickness 2-1/8" (54 mm)
- Exterior Surface 6062-T5 extruded aluminum alloy with integral reinforcing fin
- Max Width 24'2" (7.4 m)
- Max Height 20' (6.1 m)
- Exterior Colors Standard White, Bronze and Brown Painted. Clear, Bronze, Black and Dark Bronze Anodized. Custom paint available.
- Interior Color Standard White
- Limited 5-Year
- Warranties 1-Year material and workmanship

For special sizes, applications and options, consult Commercial Information Assistance (CIA) at 1-800-526-4301.



For more information on these and other Clopay products, call 1-800-526-4301 or visit clopaycommercial.com



©2015 Clopay Building Products Company, Inc., a Griffon company.


HEAVY-DUTY HARDWARE (where not standard)



Double-end hinge

3" Track

HIGH CYCLE SPRINGS



25,000, 50,000 or 100,000 cycle springs available.

MULLIONS



Carry-away, roll-away or swing-up mullions are available on select sizes.

EXHAUST PORT



Can be cut into any type of sectional door. Available in select sizes.



WINDCODE® doors are available in many sizes and pressure ratings.



Upgrade your standard door with industrial-grade components.

DISTRIBUTED BY:

