

PLAIN WINDOWS


Windows are offered in single strength, double strength, acrylic, obscure, insulated or insulated obscure glass.



Plain Window 7

DECORATIVE INSERTS


UV-protected cellular plastic insert designs snap into either the inside or outside of the window frame for easy cleaning or to change designs.



Cathedral 507, Charleston 508, Colonial 509, Prairie 510, Sunset 501 (8", 9", 12", 16", 17", 18" widths only), Sunset 502 (7", 7'6", 12" widths only), Sunset 503 (8", 9", 16", 17", 18" widths only), Sunset 504 (14", 15", 15'6" widths only), Sunset 505 (16", 17", 18" widths only), Sunset 506 (10", 20" widths only), Cathedral 607, Charleston 608, Colonial 609, Prairie 610, Madison 611, Sunset 601, Sunset 603, Sunset 605

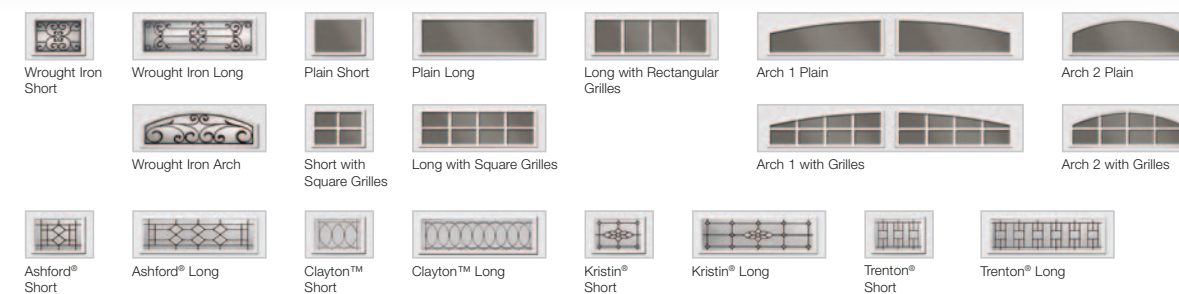
DESIGNER COLLECTION WINDOWS

Available in short or long panel designs, Clopay's Designer Collection Windows are created to complement many home styles.



GALLERY® WINDOWS

These windows are from Clopay's Portfolio line, featuring a larger viewing area and available on select models and heights.



Wrought Iron Short, Wrought Iron Long, Plain Short, Plain Long, Long with Rectangular Grilles, Arch 1 Plain, Arch 2 Plain, Wrought Iron Arch, Short with Square Grilles, Long with Square Grilles, Arch 1 with Grilles, Arch 2 with Grilles, Ashford® Short, Ashford® Long, Clayton™ Short, Clayton™ Long, Kristin® Short, Kristin® Long, Trenton® Short, Trenton® Long